


Mounting Instructions

for HENDERSON MIDGET LOADER on

Farmall Cub

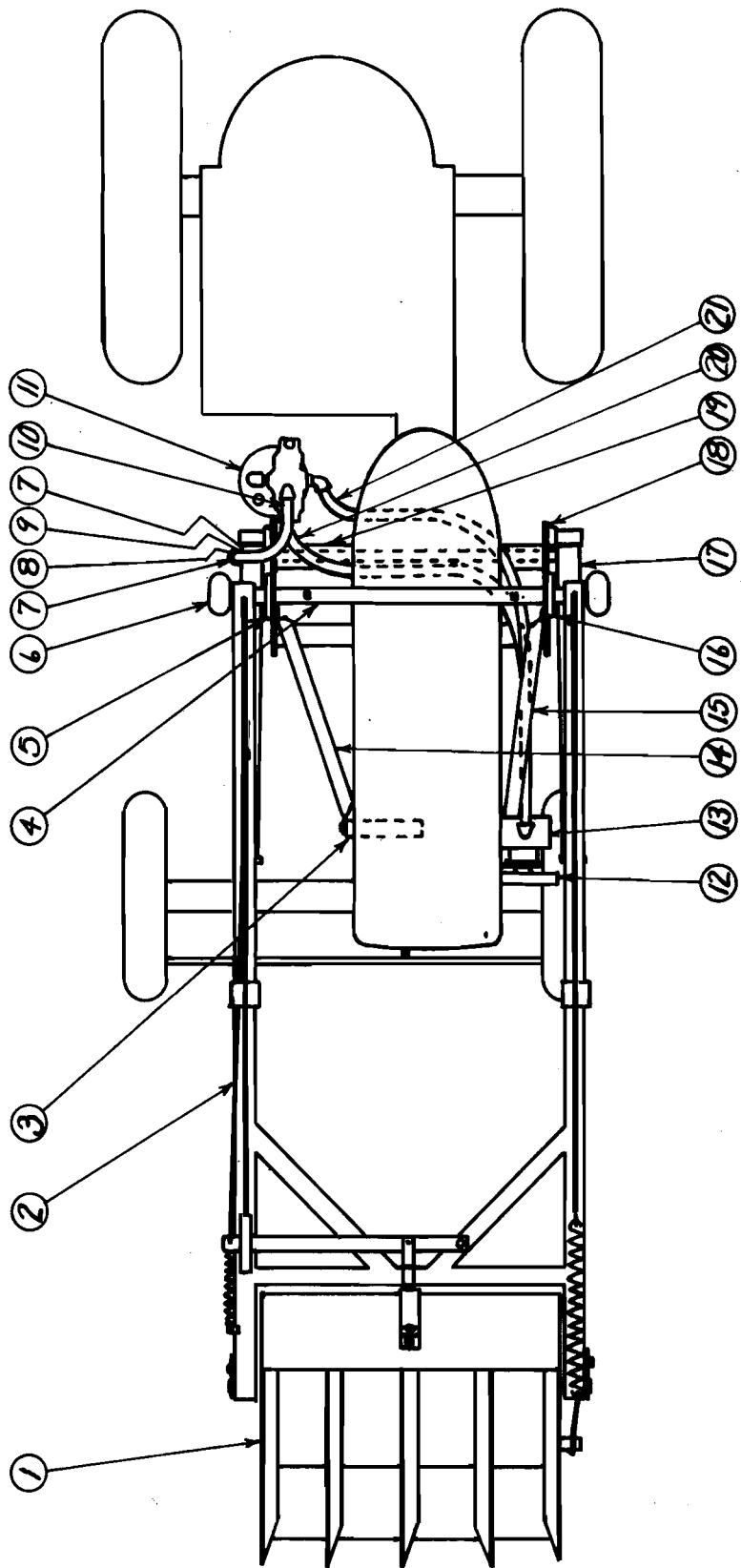


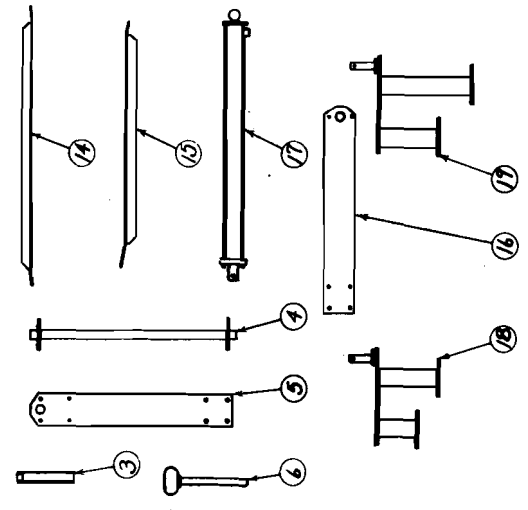
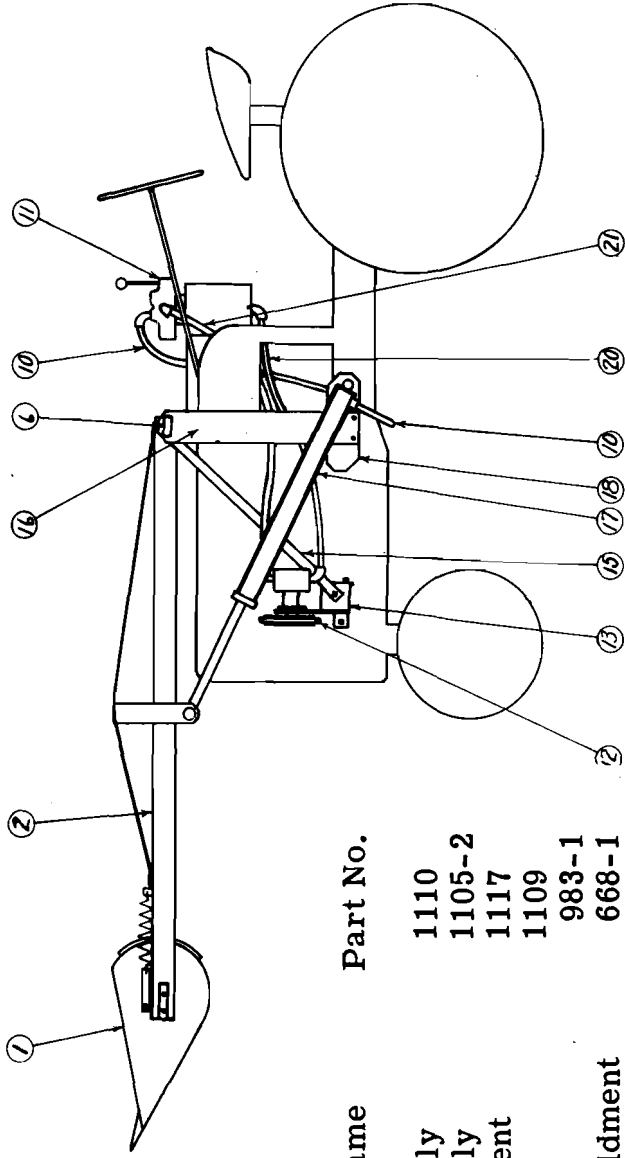
HENDERSON MANUFACTURING CO.

1203 Rockford Road S.W.

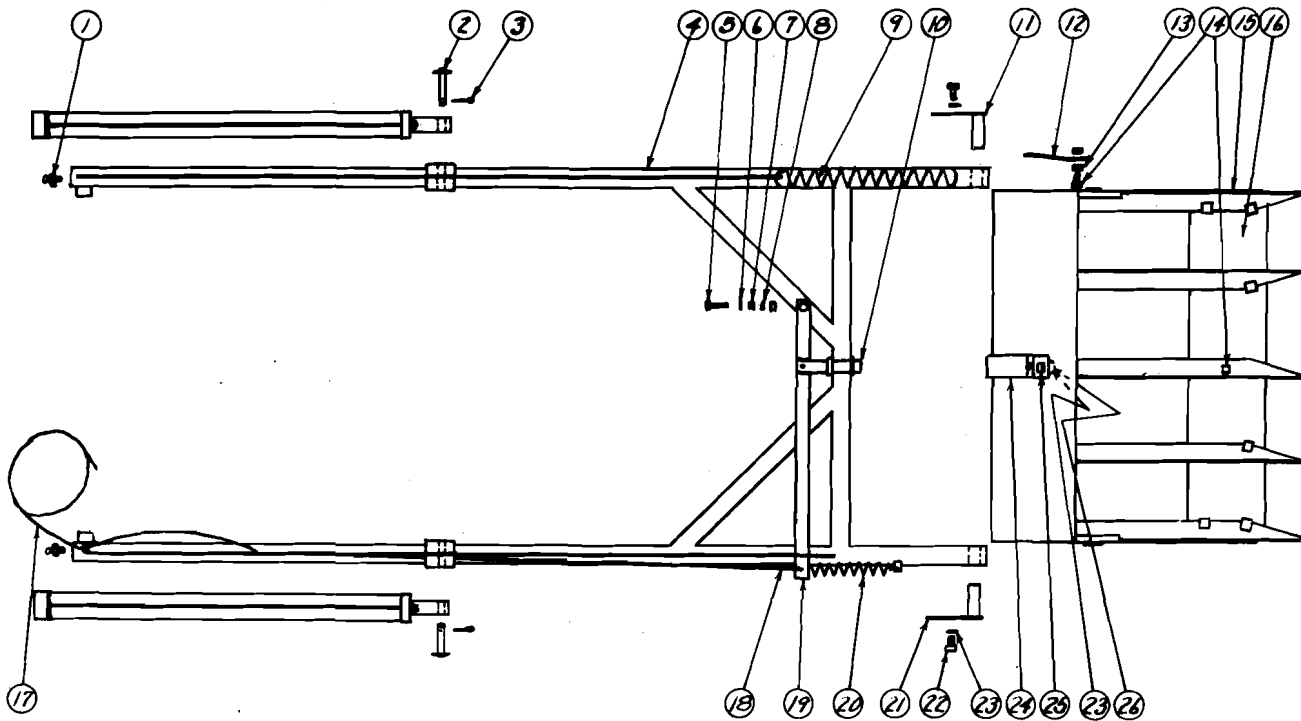
CEDAR RAPIDS, IOWA, U. S. A.

Telephone 3-1910





Circled No.	Part Name	Part No.
1	Bucket Assembly	1110
2	Frame Assembly	1105-2
3	Brace Attachment	1117
4	Rocker Tube	1109
5	Side Plate	983-1
6	Rocker Pin Weldment	668-1
7	1/2" Street Elbow	
8	1/2" Diameter x 2" Pipe Nipple	
9	1/2" Pipe Tee	1108
10	Connecting Hose, 40" long	996
11	Tank and Valve Assembly	1115
12	V-Belt	1114
13	Pump Assembly	977
14	Right Brace	976
15	Left Brace	983-2
16	Side Plate	1104
17	Cylinder Assembly	986
18	Left Mount	985
19	Right Mount	1116-1
20	Hose, 52" long	
21	Pump Hose, 62" long	1107



Circled No.	Part Name	Part No.
1	1/8" Zerk Grease Fitting	
2	Piston Pin Weldment	656
3	3/16" Diam. x 1-1/4" Cotter Pin	
4	Frame Weldment	966
5	3/8" Diam. x 1-1/2" Machine Bolt	
6	3/8" Diam. Plain Washer	
7	Bushing	657
8	3/8" Lock Washer	
9	Bucket Spring	998
10	Latch Pin	621
11	Bucket Pin Weldment	665-2
12	Spring Clip	648
13	3/8" Nut	
14	3/8" Diam. x 1" Machine Bolt	
15	Bucket	624
16	Loose Plate	644
17	Trip Rope	1101

Circled No.	Part Name	Part No.
18	Trip Rod Assembly	652
19	Trip Lever Weldment	659
20	Trip Rod Spring	999
21	Bucket Pin Weldment	665-1
22	1/2" Diam. x 3/4" Cap Screw	
23	1/2" Diam. Plain Washer	
24	Angular Locator	623
25	1/2" Diam. x 1-1/2" Machine Bolt	
26	1/2" Lock Washer	
27	3/4" Nut	
28	Piston Head	536
29	Leather Cup Packing	1102
30	Piston Guide	537
31	Cylinder Weldment	1103
32	Piston Rod	628
33	Cylinder Head	625
34	O-Ring	1100